

The Reliable SDN Solution for Business Networking

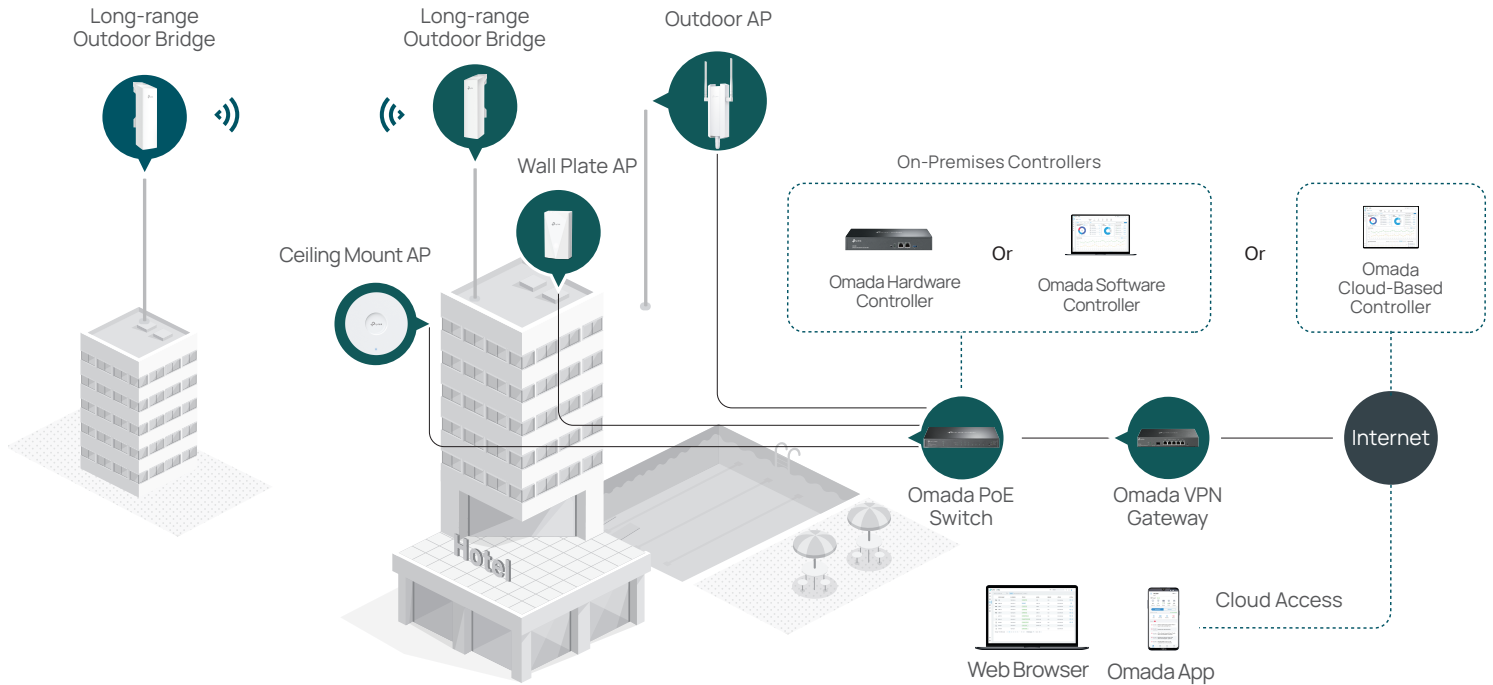
Omada
by tp-link

Office | Hotel | School | Retail | MDU | and more
Controllers, Access Points, Switches, Gateways, and Accessories



Omada – The Reliable SDN Solution for Business Networking

Omada's Software-Defined Networking (SDN) platform integrates network devices, including access points, switches, and gateways, providing 100% centralized cloud management – all controlled from a single interface.



Comprehensive Product Portfolio

Omada Controllers



- Cloud-Based Controller Unlimited Scale
- Software Controllers Unlimited Scale*
- Hardware Controllers From 100 to 1,000 Devices

*Actual management scale of the Omada Software Controller depends on the PC/server's hardware specifications.

Omada Access Points



- Ceiling Mount / Wall Plate / Desktop / Outdoor / Wireless Bridge / High-Density / GPON
- 10G / 2.5G / GE Ports
- Wi-Fi 7 / 6 / 5

Omada L3/L2+ Managed / Smart / Easy Managed / Industrial Switches



- Core / Aggregation / Access Switches
- 25G / 10G / 2.5G / GE / FE Ports
- PoE++ / PoE+ / PoE

Omada Gateways



- Wired / Wi-Fi / 4G+ LTE / DSL / Integrated Gateways
- SSL / IPSec / GRE / PPTP / L2TP / WireGuard VPN & OpenVPN

Easy Smart & Unmanaged Switches



- 10G / 2.5G / GE / FE
- PoE++ / PoE+ / PoE
- Rackmount / Desktop / Wall-Mounting

Accessories



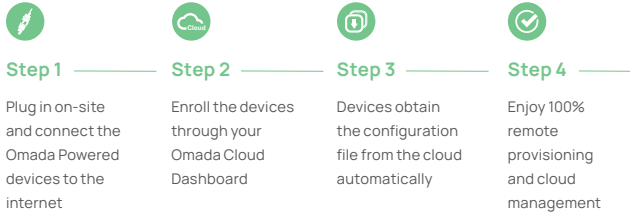
- 100G / 25G / 10G / 1G SFP Modules
- Media Converters
- PoE Adapters
- Power Supply Modules
- DAC Cables

Note: Omada Easy Smart switches, Unmanaged switches, and accessories do not support Omada SDN central management.

Higher Efficiency, Higher Security, and Higher Reliability

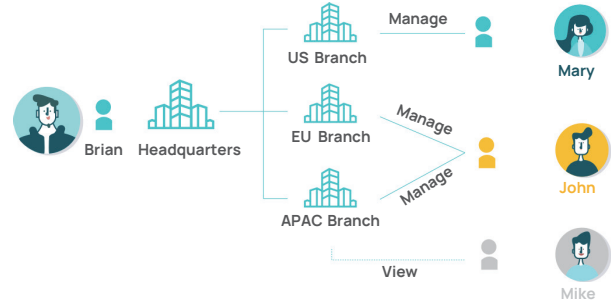
Zero-Touch Provisioning for Efficient Deployment

There's no need to send out an engineer for on-site configuration with Omada Cloud, ensuring a more efficient deployment.



Multi-User Privilege Assignment

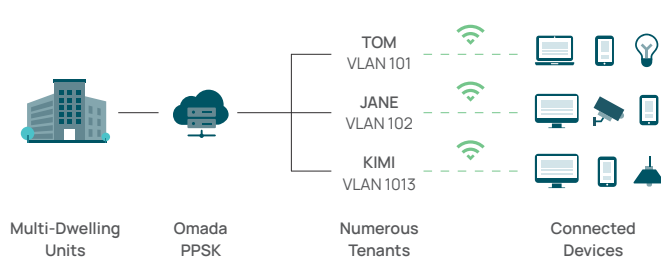
With multi-person management and multi-level permissions, you can assign administrators wherever necessary. Enjoy flexible network operations and maintenance.



Private Pre-Shared Key (PPSK)

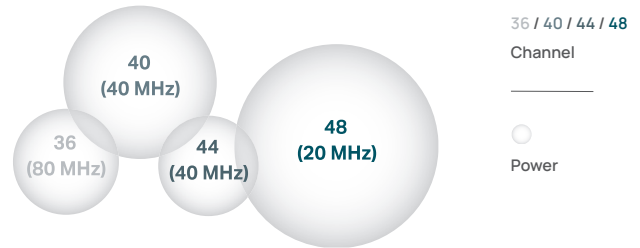
Creates unique pre-shared keys for individual users on the same SSID to enhance residents' network security.

- One Wi-Fi SSID
- Unique VLANs
- Unique Passwords



WLAN Optimization

Provides powerful wireless performance while greatly reducing Wi-Fi interference by automatically adjusting the channel settings and transmission power levels of neighboring APs in the same network.



Centralized Multi-Site Cloud Management	Easy Operation and Maintenance	Always-Assured Security	Higher Reliability	Omada App
Wi-Fi 7	Wi-Fi 6	Complete Multi-Gigabit Solution	25G Ports	L3 Switches
Deep Packet Inspection	Intrusion Detection System	Intrusion Prevention System	High-Security VPN	Wi-Fi Heatmap Simulator

Why Choose Omada for Business?

TP-Link has served as the network backbone for homes and businesses worldwide since 1996. With 28 years of innovation and dedication, the company has grown into a global leader with sales in over 170 countries and regions.

- A Genuine Manufacturer with Vertically Integrated Supporting Facilities
- A Best-in-Class Total Value
- Better Support
- Extended Product Warranties
- Large Local Inventory

Flexible Cloud Management Architecture

Increases Business Agility and Scalability

		Cloud-Based Controller		On-Premises Controller (Hybrid Cloud)	
		Omada Essential Cloud	Omada Standard Cloud	Omada Hardware Controller (OC300 / OC200)	Omada Software Controller
Pricing		Free	Device License Fee	Hardware Cost for Every Site; Free Cloud Access	Requires Constant PC/Server Operation; Free Cloud Access
Characteristics		<ul style="list-style-type: none"> Easy Setup, Use, and Maintenance Essential Features without the Complexity Required by Larger-Scale Operations 	<ul style="list-style-type: none"> Advanced Functions for Professional and Comprehensive Network Settings 	<ul style="list-style-type: none"> No Need to Keep Your PC Running Flexible On-premises and Cloud Management 	<ul style="list-style-type: none"> No Hardware Investment Flexible On-premises and Cloud Management
Designed for		<ul style="list-style-type: none"> Surveillance Networking Hostels Villas / Big Houses Small Offices 	<ul style="list-style-type: none"> Medium / Large Multi-site Networks Hotels, Schools, Retail, MDU, Medium to Large Offices 	<ul style="list-style-type: none"> Small/Medium Local Networks Hotels, Retail, MDU, Small to Medium Offices and Shools 	<ul style="list-style-type: none"> Medium/Large Local Networks Hotels, Schools, Retail, MDU, Medium to Large Offices
Management Scale		Unlimited	Unlimited	100~1,000 Devices	Unlimited* (Recommend: ≤ 10,000 devices)
Zero-Touch Provisioning		✓	✓	-	-
MSP Mode for Multi-Customer Management		-	✓	-	✓
Configuration	VLAN	✓	✓	✓	✓
	Port Management	✓	✓	✓	✓
	PPSK	-	✓	✓	✓
	VPN	WireGuard VPN / L2TP / PPTP / SSL / OpenVPN / IPSec / WireGuard VPN			
Security	Port Isolation	✓	✓	✓	✓
	Portal Authentication	Simple Password / Voucher / Form Auth			
	ACL	-	✓	✓	✓
	IPS/IDS	-	✓	✓	✓
	DPI	-	✓	✓	✓
Maintenance	Topology	✓	✓	✓	✓
	Troubleshooting	SSH / Network Check / Terminal			
	Logs / Alters	Basic	Advanced	Advanced	Advanced
	Open API	-	✓	✓ (OC200 doesn't support)	
	WLAN Optimization	-	✓	✓	✓

*Actual management scale of the Omada Software Controller depends on the PC/server's hardware specifications.

Omada Essential Cloud

A Free and Easy Cloud Management Option Designed for Surveillance Networking, Hostels, Villas, Big Houses, and Small Offices.



FREE No Additional Fees, No Hardware or Software Needed

Cloud Cloud Centralized Management for Multi Sites

Access Anytime via the Omada App or Web

Easy Setup, Use, and Maintenance

Zero-Touch Provisioning*
*The gateway requires one-step configuration.

Upgrade to Standard Cloud without Replacing Devices*

*Available from Q4 2024.

Easy 3-Step Networking Setup via the Omada App

Step 1
Plug in the devices and connect to the internet.

Step 2
Open the Omada app and log in. Tap the + icon in the upper right corner to add the Omada Essential Cloud-Based Controller, then follow the step-by-step instructions.

Step 3
Go to Devices and click the + icon in the upper right corner. Scan the device's serial number to add it. Configure additional settings as needed.

Featured Omada Solutions

Innovative Wi-Fi 7 Technology

Powered by innovative Wi-Fi 7 technology, Omada access points optimize every detail of your network connection to significantly improve network speeds, capacity, and efficiency, keeping all devices connected at optimal speeds.



EAP783

BE22000 Ceiling Mount Tri-Band Wi-Fi 7 Access Point

- BE22000 Wi-Fi (1376 Mbps + 8648 Mbps + 11520 Mbps)
- 6 GHz Band
- 12 Spatial Streams (4+4+4)
- 2150 ft² (200 m²) coverage
- Max 640 concurrent clients
- 2× 10G Ports
- 802.3bt PoE++ or 12V DC
- Bluetooth
- MLO, 320MHz Channel, 4K-QAM
- Elegant design (φ11.0 in × 1.8 in)



EAP773

BE11000 Ceiling Mount Tri-Band Wi-Fi 7 Access Point

- BE11000 Wi-Fi (574 Mbps + 4324 Mbps + 5760 Mbps)
- 6 GHz Band
- 6 Spatial Streams (2+2+2)
- 1500 ft² (140 m²) coverage
- Max 384 concurrent clients
- 1× 10G Port
- 802.3at PoE+ or 12V DC
- Bluetooth
- MLO, 320MHz Channel, 4K-QAM
- Ultra-slim design (φ8.7 in × 1.3 in)



EAP772

BE11000 Ceiling Mount Tri-Band Wi-Fi 7 Access Point

- BE11000 Wi-Fi (574 Mbps + 4324 Mbps + 5760 Mbps)
- 6 GHz Band
- 6 Spatial Streams (2+2+2)
- 1500 ft² (140 m²) coverage
- Max 384 concurrent clients
- 1× 2.5G Port
- 802.3at PoE+ or 12V DC
- Bluetooth
- MLO, 320MHz Channel, 4K-QAM
- Ultra-slim design (φ8.7 in × 1.3 in)



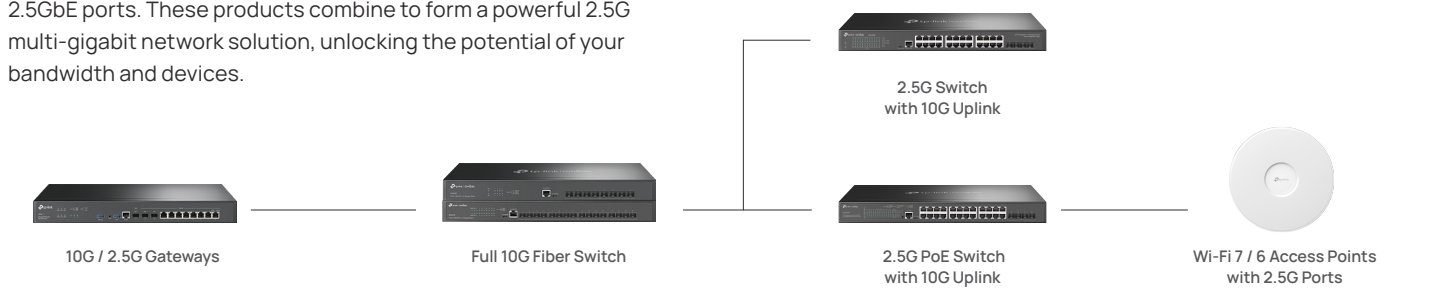
EAP723

BE5000 Ceiling Mount Wi-Fi 7 Access Point

- BE5000 Wi-Fi (688 Mbps + 4324 Mbps)
- 4 Spatial Streams (2+2)
- 1500 ft² (140 m²) coverage
- Max 256 concurrent clients
- 1× 2.5G Port
- 802.3at PoE+ or 12V DC
- Bluetooth
- 4K-QAM
- Ultra-compact design (φ6.3 in × 1.3 in)

Future-Proof 2.5G Multi-Gigabit Network Solution

Omada offers gateways, switches, and access points with 2.5GbE ports. These products combine to form a powerful 2.5G multi-gigabit network solution, unlocking the potential of your bandwidth and devices.



10G / 2.5G Gateways



Full 10G Fiber Switch



2.5G Switch with 10G Uplink



2.5G PoE Switch with 10G Uplink



Wi-Fi 7 / 6 Access Points with 2.5G Ports



ER707-M2

Omada 2.5G VPN Router

- 2× 2.5G RJ45 Ports (1× WAN, 1× WAN/LAN)
- 5× Gigabit WAN/LAN Ports (1× SFP, 4× RJ45)
- Load Balancing on up to 6 WAN Ports
- High-Security VPN



SX3016F

Omada 10G SFP+ L2+ Managed Switch

- 16× 10G SFP+ Slots
- 320 Gbps Switching Capacity
- 1+1 Redundant Power Supply
- Static Routing and ERPS



SG3428XPP-M2

Omada 2.5G PoE++ L2+ Managed Switch

- 8× 2.5G PoE++ Ports (Max 60W PoE per Port)
- 16× 2.5G PoE+ Ports (Max 30W PoE per Port)
- 4× 10G SFP+ Slots
- 500W PoE Power Budget
- Static Routing and ERPS



SG2210XMP-M2

Omada 2.5G PoE+ Smart Switch

- 8× 2.5G PoE+ Ports (Max 30W PoE per Port)
- 2× 10G SFP+ Slots
- 160W PoE Power Budget
- Static Routing
- Desktop & Fanless

Stackable L3 Managed Switch

End-to-End High-Performance Enterprise-Level L3 Switches

- 25G High-Speed and Flexible Connectivity
- Abundant Layer 3 Capabilities
- Enhanced Security Functions
- High Availability and Reliability (Stacking, 1+1 RPS, 3+1 Redundant Intelligent Fans, Redundant BOOT, Fault Isolation, and ERPS)
- High PoE Capability up to 1440W Budget*
- Powerful Physical Stacking up to 8 Units
- Convenient Maintenance

*The PoE budgets of SG6428XHP and SG6654XHP vary with the power supply modules.



SX6632YF

26× 10G SFP+ & 6× 25G SFP28 Slots, Optional 1+1 RPS



SG6654X/ SG6428X

48/24× GE & 6/4× 10G SFP+ Slots, Fixed 1+1 RPS

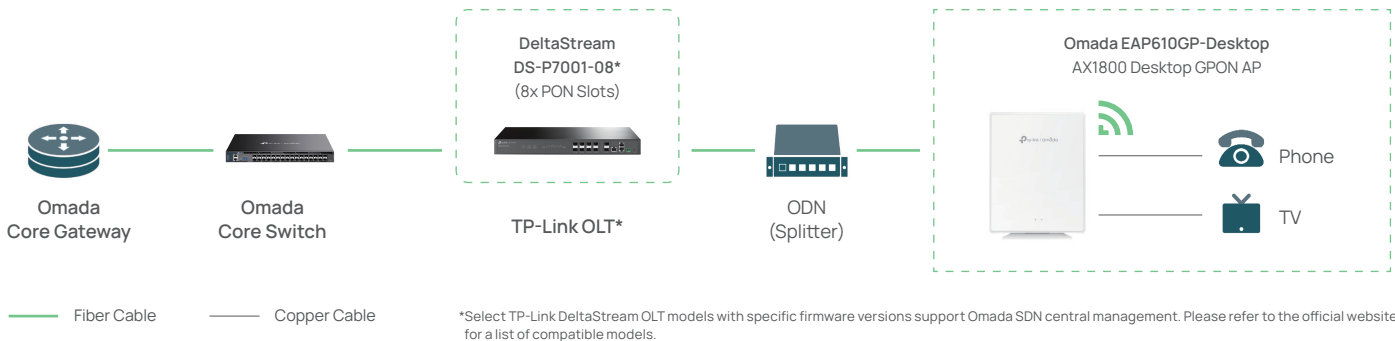


SG6654XHP/ SG6428XHP

48/24× GE PoE+ & 6/4× 10G SFP+ Slots, Up to 1440W/720W PoE Budget*, Optional 1+1 RPS

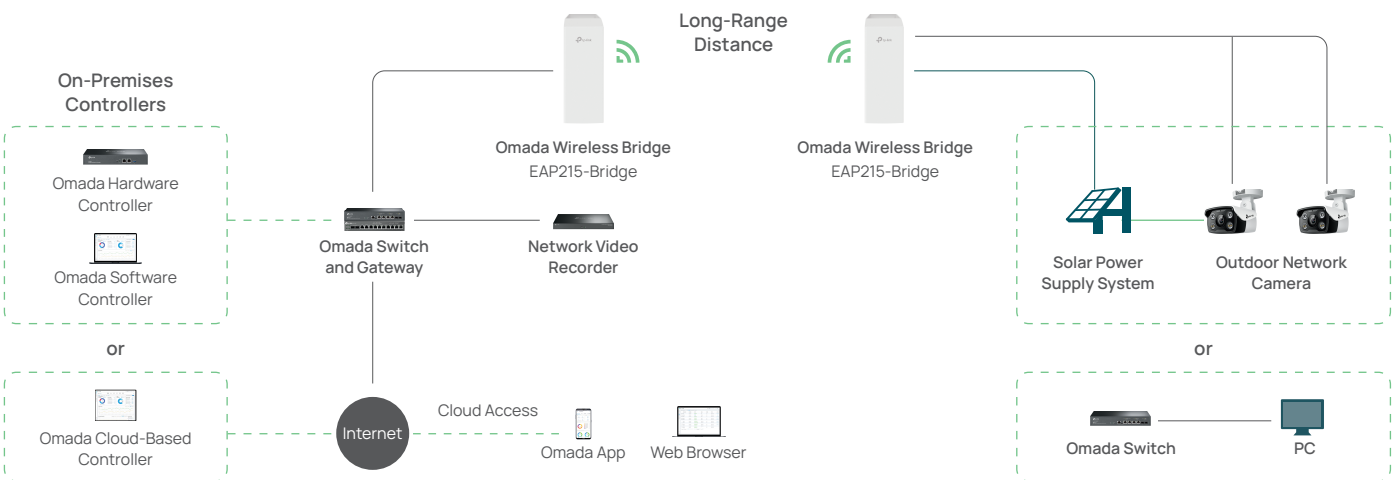
Optical Solution with Omada GPON APs

- Comprehensive Optical Solution
- Unified Management for OLT* and Omada Devices
- One Fiber, Multiple Services
- PPSK & Captive Portal



Omada Long-Range PtMP & PtP Connections

Outdoor PtMP CCTV | Elevator PtP CCTV | Building-to-Building PtP Enterprise Bridge | Remote Wireless Coverage



SolutionX | Partner Program

<https://partner.tp-link.com/>

- Lucrative Margins
- Dedicated Support
- Training & Certification
- Co-Marketing Opportunities
- New Technology

Become a SolutionX Partner Today

Join the SolutionX Partner Program and elevate your business and become part of a thriving community that empowers businesses through cutting-edge networking solutions.



More Featured Omada Products



EAP683 UR

AX6000 Ceiling Mount
Wi-Fi 6 Access Point



- 1148 Mbps + 4804 Mbps
- 8 spatial streams
- 1x 2.5G port
- 802.3at PoE+
- 2000 ft² ultra range



EAP673

AX5400 Ceiling Mount
Wi-Fi 6 Access Point



- 574 Mbps + 4804 Mbps
- 6 spatial streams
- 1x 2.5G port
- 802.3at PoE+



EAP653

AX3000 Ceiling Mount
Wi-Fi 6 Access Point

- 574 Mbps + 2402 Mbps
- 4 spatial streams
- Gigabit 802.3at PoE+ or 48V Passive PoE
- Ultra-compact design (φ6.3 in × 1.3 in)



EAP660 HD

AX3600 Ceiling Mount
Wi-Fi 6 Access Point



- 1148 Mbps + 2402 Mbps
- 8 spatial streams
- 1x 2.5G port
- 802.3at PoE+
- High-density max 1024 concurrent clients



EAP655-Wall

AX3000 Wall Plate
Wi-Fi 6 Access Point

- 574 Mbps + 2402 Mbps
- 4 spatial streams
- 4x 1G ports
- 802.3at PoE for PoE pass-through, or 802.3af PoE



EAP625-Outdoor HD

AX1800 Indoor/Outdoor
Wi-Fi 6 Access Point

- 574 Mbps + 1201Mbps
- 4 spatial streams
- Gigabit 802.3at PoE+ or 48V Passive PoE
- IP67 Waterproof & Dustproof



EAP215-Bridge KIT

5 GHz 867 Mbps Long-Range
Wireless Bridge

- Up to 3.1 mi / 5 km distance
- Wi-Fi 5 867 Mbps at 5 GHz
- 3x Gigabit Ports
- Passive PoE and DC Power
- IP65 & 6 KV Lightning Protection



OC200

Hardware Controller

- Free Cloud Access
- Manage up to 100 APs, 20 Switches and 10 Routers
- Power supply via 802.3af PoE or Micro USB
- 2x FE Ports + 1x USB 2.0



ER8411

10G VPN Router



- 2x 10G SFP+ and 9x Gigabit (1x SFP) ports
- Load Balancing on up to 10x WAN ports
- High-Security VPN
- 1+1 Redundant Power Supply



ER7212PC

3-in-1 Gigabit VPN Router

- 8x PoE+ Ports + Controller capability
- Manage up to 10 EAPs
- 12x Gigabit ports (2x SFP)
- Load Balancing on up to 4x WAN ports
- High-Security VPN



ER706W-4G

4G+ Cat6 Gigabit AX3000
Wi-Fi 6 VPN Router

- 300 Mbps 4G+ LTE Cat6
- 2402 Mbps + 574 Mbps Mesh Wi-Fi 6
- 6x Gigabit (1x SFP) ports
- Load Balancing on up to 5x WAN ports
- High-Security VPN



SX3206HPP

10GE PoE++ L2+ Managed Switch



- 4x 10G PoE++ ports (max 60W PoE per port)
- 2x 10G SFP+ slots
- 200W total PoE budget
- Static Routing and ERPS



SG2428P

Gigabit PoE+ Smart Switch

- 24x Gigabit PoE+ ports (max 30W PoE per port)
- 4x Gigabit SFP slots
- 250W total PoE budget
- Static Routing



SG2210MP / SG2210P

Gigabit PoE+ Smart Switch

- 8x Gigabit PoE+ ports (max 30W PoE per port)
- 2x Gigabit SFP slots
- 150W/61W total PoE budget
- Static Routing



SG2005P-PD

PoE Pass-through Gigabit
Smart Switch

- 5x Gigabit ports (1-Port PoE++ in, 4-Port PoE+ out)
- Max 64W PoE budget
- Extend PoE up to 656 ft
- IP55 weatherproof

Explore Omada Easy Smart & Unmanaged Switches and Accessories at:

<https://www.tp-link.com/us/business-networking/>



Complete List of Omada Managed Products

● Hot ● New ● Coming Soon

Type	Model	Key Specs & Features
Access Points	Wi-Fi 7 Ceiling Mount EAP783 EAP773 / EAP772 EAP723	BE22000, 2x 10G Ports. Tri-Band, 6GHz, MLO, 4K-QAM, 320MHz, 802.3bt PoE/DC, Bluetooth, Mesh, Seamless Roaming BE11000, 1x 10G / 1x 2.5G Port. Tri-Band, 6GHz, MLO, 4K-QAM, 320MHz, 802.3at PoE/DC, Bluetooth, Mesh, Seamless Roaming BE5000, 1x 2.5G Port. 4K-QAM, 802.3at PoE/DC, Bluetooth, Mesh, Seamless Roaming
	Wi-Fi 6 High Density EAP660 HD EAP620 HD	AX3600, 1x 2.5G Port. Concurrent clients up to 1000, 802.3at PoE/DC, Bluetooth, Mesh, Seamless Roaming AX1800, 1x 1G Port. Concurrent clients up to 1000, 802.3at PoE/Passive PoE/DC, Mesh, Seamless Roaming
	Wi-Fi 6 Ultra Range EAP683 UR EAP653 UR	AX6000, 1x 2.5G Port. Ultra-range Wi-Fi coverage, 802.3at PoE/DC, Bluetooth, Mesh, Seamless Roaming AX3000, 1x 1G Port. Ultra-range Wi-Fi coverage, 802.3at PoE/Passive PoE/DC, Bluetooth, Mesh, Seamless Roaming
	Wi-Fi 6 Ceiling Mount EAP673 EAP653 EAP613	AX5400, 1x 2.5G Port. 802.3at PoE/DC, Bluetooth, Mesh, Seamless Roaming AX3000, 1x 1G Port. 802.3at PoE/Passive PoE/DC, Bluetooth, Mesh, Seamless Roaming AX1800, 1x 1G Port. 802.3at PoE/Passive PoE/DC, Mesh, Seamless Roaming
	Wi-Fi 6 Wall Plate EAP655-Wall / EAP615-Wall	AX3000 / AX1800, 4x 1G Ports. 802.3at PoE for PoE Passthrough or 802.3af PoE, Seamless Roaming
	Wi-Fi 6 Desktop EAP650-Desktop	AX3000, 4x 1G RJ45 Ports, 1x RJ11 Port. 802.3af/at PoE/DC, PoE Passthrough, Mesh, Seamless Roaming, VoIP
	Wi-Fi 6 Outdoor EAP625-Outdoor HD EAP650-Outdoor	AX1800, 1x 1G Port. Concurrent clients up to 1000, External Antennas, 802.3at PoE/Passive PoE, IP67, Mesh, Seamless Roaming AX3000, 1x 1G Port. 802.3at/Passive PoE, IP67, Mesh, Seamless Roaming
	Long-Range Bridge Kit EAP215-Bridge KIT EAP211-Bridge KIT EAP115-Bridge KIT	AC867 (5 GHz), 3x 1G Ports. Up to 5km (3.1mi) transmission, Passive PoE/DC, IP65, Auto-Pairing AC867 (5 GHz), 3x 1G Ports. Up to 1km (0.62mi) transmission, Passive PoE/DC, IP65, Auto-Pairing N300 (5 GHz), 3x FE Ports. Up to 5km (3.1mi) transmission, Passive PoE/DC, IP65, Auto-Pairing
	GPON EAP610GP-Desktop	AX1800, 1x GPON, 4x 1G RJ45, 1x RJ11 Port. DC Power Supply, 802.3af PoE Out, Desktop/Wall-mounting, Seamless Roaming, VoIP
Gateways	Wired VPN ER8411 ER707-M2 ER7206 ER605	10G Ports. 2x 10G SFP+, 1x GE SFP, 8x GE RJ45, 2x USB 3.0, up to 10 WAN, 1+1 RPS 2.5G Ports. 2x 2.5G, 1x GE SFP, 4x GE RJ45, up to 6 WAN GE Ports. 1x GE SFP, 5x GE RJ45, 1x USB 3.0, up to 5 WAN GE Ports. 5x GE, 1x USB 2.0, up to 3 WAN
	Integrated ER7212PC	GE Ports. 3-in-1 (Gateway & Controller & PoE+ Output), 2x GE SFP, 10x GE (8x PoE+) RJ45 ports, up to 4 WAN, 110W PoE Budget
	Wi-Fi VPN ER706W	AX3000 Wi-Fi 6, GE Ports. 1x GE SFP, 5x GE RJ45, 1x USB 3.0, Up to 5 WAN
	4G Wi-Fi VPN ER706W-4G ER703WP-4G-Outdoor	4G+ Cat6 300 Mbps, AX3000 Wi-Fi 6. 1x SFP, 5x GE, 1x USB 3.0, Up to 5 WAN 4G+ Cat6 300 Mbps, AX3000 Wi-Fi 6. 3x GE Ports (1x PoE in, 2x PoE out), Up to 2 WAN, IP55
Managed Switches	L3, Non-PoE SX6632YF / SG6654X / SG6428X	SX6632YF: 26x 10G SFP+, 6x 25G SFP28 Slots; SG6654X / SG6428X: 48/24x GE, 6/4x 10G SFP+ Slots. 2x USB, Console ports, Static Routing, RIP, OSPF, Stacking (up to 8 units), VRRP, ERPS, PIM, 1+1 RPS, PBR
	L3, PoE SG6654XHP / SG6428XHP	48/24x GE PoE+, 6/4x 10G SFP+ Slots. 2x USB 2.0, Console ports, Max 1440W/720W PoE Budget, Static Routing, RIP, OSPF, Stacking (up to 8 units), VRRP, ERPS, PIM, 1+1 RPS, PBR
	L2+, 10G PoE SX3206HPP SX3832MPP	4x 10G PoE++ (up to 60W PoE per port), 2x 10G SFP+ Slots. 802.3af/at/bt (type 3), 200W PoE Budget, Console ports, Static Routing, 802.1x, ERPS 24x 10G PoE++ (up to 90W PoE per port), 8x 10G SFP+ Slots. 802.3af/at/bt (type 4), 750W PoE Budget (TBD), Console ports, Static Routing, 802.1x, ERPS
	L2+/Smart, 2.5G, PoE SG3428XPP-M2 SG3218XP-M2 / SG3210XHP-M2 SG2210XMP-M2	24x 2.5G PoE+/PoE++, 4x 10G SFP+ Slots. 8x 2.5G PoE++ (up to 60 W PoE per port), 16x 2.5G PoE+, 802.3af/at/bt (type 3), 500W PoE Budget, Console ports, Static Routing, 802.1x, ERPS 8x 2.5G Non-PoE (SG3218XP-M2), 8x 2.5G PoE+, 2x 10G SFP+ Slots. 240W PoE Budget, Console ports, Static Routing, 802.1x, ERPS 8x 2.5G PoE+, 2x 10G SFP+ Slots. 160W PoE Budget, Static Routing, 802.1Q/Voice VLAN, ACL, CLI, SNMP, Desktop, Fanless
	L2+, GE, PoE SG3452XP / SG3428XMP SG3452XMPP / SG3428XMPP SG3452P / SG3428MP	48/24x GE PoE+, 4x 10G SFP+ Slots. 500W/384W PoE Budget, Console ports, Static Routing, 802.1x, ERPS 8x GE PoE++ (up to 90 W PoE per port), 40/16x GE PoE+, 4x 10G SFP+ Slots. 802.3af/at/bt (type 4), 750W/500W PoE Budget, Console ports, Static Routing, 802.1x, ERPS 48/24x GE PoE+, 4x GE SFP Slots. 384W PoE Budget, Console ports, Static Routing, 802.1x, ERPS
	Smart, GE, PoE SG2428P / SG2218P SG2016P / SG2008P SG2210MP / SG2210P SG2005P-PD	24/16x GE PoE+, 4/2x GE SFP Slots. 250W/150W PoE Budget, Static Routing, 802.1Q/Voice VLAN, ACL, CLI, SNMP 16x GE (8x PoE+) / 8x GE (4x PoE+). 120W/62W PoE Budget, Static Routing, 802.1Q/Voice VLAN, ACL, CLI, SNMP 8x GE PoE+, 2x GE SFP Slots. 150W/61W PoE Budget, Static Routing, 802.1Q/Voice VLAN, ACL, CLI, SNMP 1x GE PoE++ in, 4x GE PoE+ out Ports. Max 64W PoE Budget, IP55 Waterproof & Dustproof, Extend PoE up to 656 ft
	L2+, 10G Non-PoE SX3032F / SX3016F / SX3008F	32/16/8x 10G SFP+ Slots. 1+1 RPS (SX3032F & SX3016F), Console ports, Static Routing, 802.1x, ERPS
	L2+, 2.5G Non-PoE SG3428X-M2 / SG3210X-M2	24/8x 2.5G RJ45, 4/2x 10G SFP+ Slots. Console ports, Static Routing, 802.1x, ERPS
	L2+, GE Non-PoE SG3452 / SG3428 SG3210	48/24x GE RJ45, 4x GE SFP Slots. Console ports, Static Routing, 802.1x, ERPS 8x GE RJ45, 2x GE SFP Slots. Console ports, Static Routing, 802.1x, ERPS
	Smart Non-PoE SG2218 / SG2008	16x GE RJ45 & 2x GE SFP (SG2218). 8x GE RJ45 (1x PoE Input) (SG2008). Static Routing, 802.1Q/Voice VLAN, ACL, CLI, SNMP
	Easy Managed ES210X-M2 / ES206X-M2 ES228GMP / ES220GMP ES210GMP ES206GP / ES205GP ES224G / ES216G / EG208G / ES205G	8/5x 2.5G, 2/1x 10G SFP+ Slots. Easy to use 26/18x GE (24/16x PoE+), 2x SFP Slots. 384W/250W PoE Budget (TBD), easy to use 9x GE (8x PoE+), 1x GE/SFP Combo Port. 123W PoE Budget, easy to use 6/5x GE Ports (4x PoE+). 65W PoE Budget, easy to use 24/16/8/5x GE Ports. Easy to use

* Maximum wireless signal rates are the physical rates derived from IEEE Standard 802.11 specifications. Actual wireless data throughput, wireless coverage, and connected devices are not guaranteed and will vary as a result of network conditions, client limitations, and environmental factors, including building materials, obstacles, volume and density of traffic, and client location.

Specifications are subject to change without notice. TP-Link and Omada are trademarks of TP-Link Systems Inc. and its affiliates. Copyright ©2024 TP-Link Systems Inc. All rights reserved.

E-Mail: b2bsales.usa@tp-link.com

Please visit www.tp-link.com/omada-sdn/ to learn more about Omada Cloud SDN

